

WHAT'S NEW

Sage 100 & Sage 100cloud

Release 2019.2

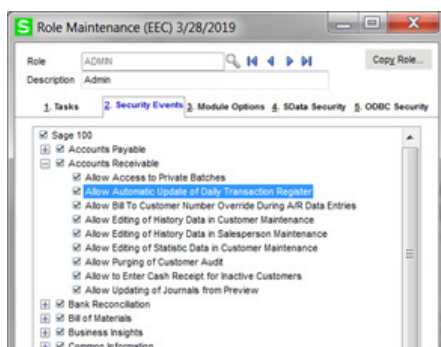


By reducing the number of steps required to complete common tasks, Sage 2019.2 allows for greater efficiency, lower risk of error, and increased productivity.

Automatically print and update the Daily Transaction Register

Available in Sage 100 and Sage 100cloud

Until now, updating the register in any module other than GL has required making two updates: one for the module you are in, and one for the Daily Transaction Register. As an audit report that details all postings to the General Ledger from Sage 100cloud modules, the Daily Transaction Register serves an important function. Many accountants enjoy the fact that these are separate



To increase productivity by non-accounting users of Sage 100 and Sage 100cloud, version 2019.2 adds the ability to automate updates to the Daily Transaction Register, cutting the number of steps required to update module registers by half. Simply opt to "Allow

Release Highlights

- 50% reduction in the time it takes to process register updates
- Elimination of the need to manually fetch or email pdf reports. Now they can be automatically delivered to key stakeholders the instant they are created
- No more hunting for expense distribution tables when you know that the same table is going to apply to the same vendor all or most of the time
- Avoid time consuming corrections as a result of mistakenly entering out of range dates
- Manage more data in less time through the ability to select multiple fields and apply filtering criteria to display data in the Data File Display and Maintenance (DFDM) utility

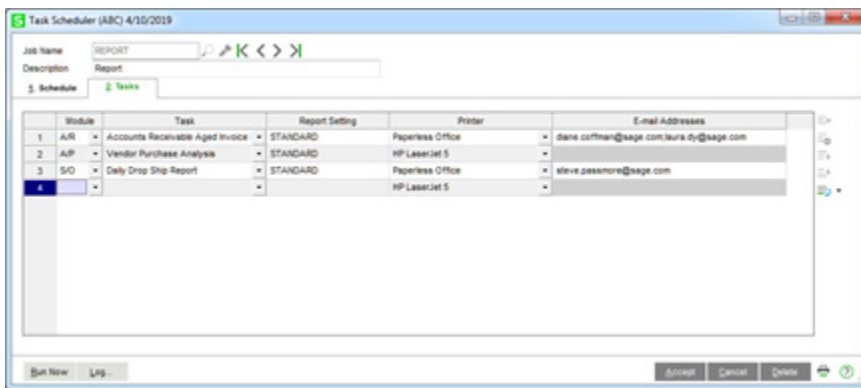
Automatic Update of Daily Transaction Register", and the Daily Transaction Register will automatically print and update following the printing/updating of the main journal/register.

Email reports printed from a Task Scheduler Job

Only Available in Sage 100cloud

It's nice to automate the creation of pdf reports. It's even nicer if you can also automate the delivery of those reports to key individuals via email. That's why we've added this as a capability of Sage 100cloud.

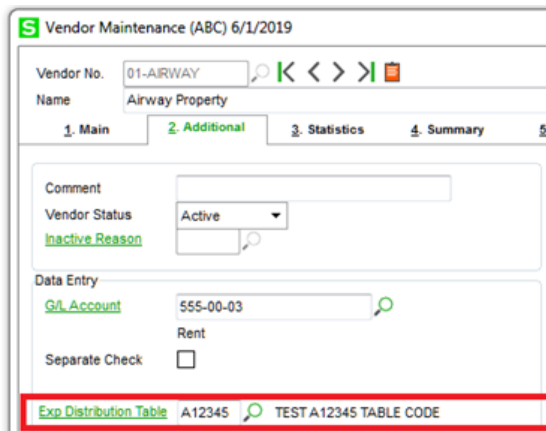
By adding an E-Mail Addresses column in the Task Scheduler, Sage 100cloud now makes it possible to automatically email reports to designated recipients the instant they have been generated.



Specify a default Expense Distribution Table in A/P Vendor Maintenance

Only Available in Sage 100cloud

For many vendors, the expense distribution is the same for every invoice. For example, a monthly phone bill might be split between several departments. Sage 100cloud allows the creation of expense distribution tables to eliminate some of the leg work involved in splitting out an invoice, but using these tables has traditionally involved having to remember which vendor uses which table in order to apply them correctly.



Recognizing that for many vendors the expense distribution table is always going to be the same, we have added the ability to set a default. Now, when a default expense distribution table is set in Vendor Maintenance, that table will be the default for A/P Invoice Data Entry, A/P Repetitive Invoice Entry, and A/P Manual Check and Payment Entry screens.

Create document date warnings

Only Available in Sage 100cloud

Have you ever inadvertently posted a large entry batch to the wrong GL date? Have you ever wanted to change the module date to something other than the current year and expect your invoice date (or Sales Order date, or Inventory Management transaction date, etc.) to default to the new module year only to realize too late that it actually defaults to the current year?

In order to help avoid these inconvenient and time-consuming situations, version 2019.2 of Sage 100cloud gives users the ability to specify an allowable range of entry dates for key documents. Now, when a user enters a value that is outside of the acceptable period range (as defined by three new options in the Company Maintenance Preferences panel) they will receive a warning message (with 'No' set as the default).



Enhancements to Data File Display and Maintenance

Only Available in Sage 100cloud

The Data File Display and Maintenance (DFDM) utility is a multi-purpose file analysis and maintenance tool for accessing and examining the contents of Sage 100 data files. This is a powerful utility that was originally designed to help users to manage one field at a time. But there are times when a user wants to make edits to multiple fields. Sage 100cloud 2019.2 now allows users to identify multiple fields to display and adds the ability to filter the data displayed for each field using a set of operators (Greater Than, Less Than, Equal, Not Equal, Contains, Is Null, Not Null).